



Constant Contact Survey Results

Survey Name: 2009 Church Health Survey

Response Status: Completed

Filter: None

Nov 10, 2009 2:29:03 PM

*





1. Which of the following best describes your affiliation with Living Hope?

Answer	0%	100%	Number of Response(s)	Response Ratio
Member			629	83.8 %
Regular Attender			110	14.6 %
Visitor (will be immediately taken to Ques 19)			11	1.4 %
No Response(s)			0	0.0 %
Totals			750	100%






2. In 2009 Living Hope has provided me training opportunities for evangelism/sharing my faith.

Answer	0%	100%	Number of Response(s)	Response Ratio
Strongly Agree			278	37.0 %
Agree			411	54.8 %
Disagree			41	5.4 %
Strongly Disagree			6	<1 %
No Response(s)			14	1.8 %
Totals			750	100%






3. I have shared my faith with non-Christians in the past year.

Answer	0%	100%	Number of Response(s)	Response Ratio
Strongly Agree			146	19.4 %
Agree			455	60.6 %
Disagree			128	17.0 %
Strongly Disagree			6	<1 %
No Response(s)			15	2.0 %
Totals			750	100%

4. In the past year, I have felt called to participate in missions work through Living Hope.

Answer	0%	100%	Number of Response(s)	Response Ratio
Strongly Agree			131	17.4 %
Agree			328	43.7 %
Disagree			255	34.0 %
Strongly Disagree			14	1.8 %
No Response(s)			22	2.9 %
Totals			750	100%

5. I have invited a non-Christian to church in the past year.

Answer	0%	100%	Number of Response(s)	Response Ratio
Strongly Agree			140	18.6 %
Agree			358	47.7 %
Disagree			219	29.2 %
Strongly Disagree			13	1.7 %
No Response(s)			20	2.6 %
Totals			750	100%

6. I meet at least twice a month one-on-one with another Christian (other than my spouse) to discuss spiritual concerns and/or spiritual growth.

Answer	0%	100%	Number of Response(s)	Response Ratio
Strongly Agree			217	28.9 %
Agree			206	27.4 %
Disagree			279	37.2 %
Strongly Disagree			34	4.5 %
No Response(s)			14	1.8 %
Totals			750	100%

7. I have a good understanding of my spiritual responsibility to serve God & others.

Answer	0%	100%	Number of Response(s)	Response Ratio
Strongly Agree			360	48.0 %
Agree			360	48.0 %
Disagree			12	1.6 %
Strongly Disagree			2	<1 %
No Response(s)			16	2.1 %
Totals			750	100%

8. Living Hope makes it easy for me to identify areas where I can best fulfill my spiritual responsibility.

Answer	0%	100%	Number of Response(s)	Response Ratio
Strongly Agree			255	34.0 %
Agree			406	54.1 %
Disagree			65	8.6 %
Strongly Disagree			8	1.0 %
No Response(s)			16	2.1 %
Totals			750	100%

9. In 2009, Living Hope leaders have encouraged and challenged me to grow in my faith.

Answer	0%	100%	Number of Response(s)	Response Ratio
Strongly Agree			370	49.3 %
Agree			329	43.8 %
Disagree			30	4.0 %
Strongly Disagree			6	<1 %
No Response(s)			15	2.0 %
Totals			750	100%





10. If my family member were sick or in the hospital, I believe Living Hope would be there to pray with them and to visit with them.

Answer	0%	100%	Number of Response(s)	Response Ratio
Strongly Agree			422	56.2 %
Agree			259	34.5 %
Disagree			46	6.1 %
Strongly Disagree			5	<1 %
No Response(s)			18	2.4 %
Totals			750	100%





11. I am connected with other believers at Living Hope in a small group, adult bible fellowship, other Bible study, or service team.

Answer	0%	100%	Number of Response(s)	Response Ratio
Strongly Agree			449	59.8 %
Agree			161	21.4 %
Disagree			111	14.7 %
Strongly Disagree			15	2.0 %
No Response(s)			14	1.8 %
Totals			750	100%






12. I believe our church is growing the body of Christ through baptism appropriately for a church our size.

Answer	0%	100%	Number of Response(s)	Response Ratio
Strongly Agree			250	33.3 %
Agree			404	53.8 %
Disagree			67	8.9 %
Strongly Disagree			6	<1 %
No Response(s)			23	3.0 %
Totals			750	100%

13. In 2009, Living Hope leaders have encouraged and challenged me to grow in my faith through joining a Small Group Bible Study or an Adult Bible Fellowship.

Answer	0%	100%	Number of Response(s)	Response Ratio
Strongly Agree			431	57.4 %
Agree			268	35.7 %
Disagree			25	3.3 %
Strongly Disagree			4	<1 %
No Response(s)			22	2.9 %
Totals			750	100%

14. I can contact the church leadership of Living Hope & am comfortable sharing with them a personal need or concern.

Answer	0%	100%	Number of Response(s)	Response Ratio
Strongly Agree			275	36.6 %
Agree			344	45.8 %
Disagree			95	12.6 %
Strongly Disagree			16	2.1 %
No Response(s)			20	2.6 %
Totals			750	100%

15. During 2009, Living Hope provided effective communication regarding our various ministries.

Answer	0%	100%	Number of Response(s)	Response Ratio
Strongly Agree			286	38.1 %
Agree			388	51.7 %
Disagree			46	6.1 %
Strongly Disagree			9	1.2 %
No Response(s)			21	2.8 %
Totals			750	100%

16. I understand the mission, vision, and direction at Living Hope & it is clearly communicated.

Answer	0%	100%	Number of Response(s)	Response Ratio
Strongly Agree			382	50.9 %
Agree			320	42.6 %
Disagree			22	2.9 %
Strongly Disagree			3	<1 %
No Response(s)			23	3.0 %
Totals			750	100%

17. In 2009, Living Hope has provided timely and informative updates regarding our building project.

Answer	0%	100%	Number of Response(s)	Response Ratio
Strongly Agree			252	33.6 %
Agree			404	53.8 %
Disagree			67	8.9 %
Strongly Disagree			8	1.0 %
No Response(s)			19	2.5 %
Totals			750	100%

18. Prayer is a priority at Living Hope.

Answer	0%	100%	Number of Response(s)	Response Ratio
Strongly Agree			428	57.0 %
Agree			269	35.8 %
Disagree			33	4.3 %
Strongly Disagree			5	<1 %
No Response(s)			15	2.0 %
Totals			750	100%

19. The preaching at Living Hope effectively teaches me more about God & gives me insights that I can apply to everyday living.

Answer	0%	100%	Number of Response(s)	Response Ratio
Strongly Agree			461	61.4 %
Agree			260	34.6 %
Disagree			17	2.2 %
Strongly Disagree			8	1.0 %
No Response(s)			4	<1 %
Totals			750	100%




20. I believe Living Hope creates an environment where I can effectively worship God.

Answer	0%	100%	Number of Response(s)	Response Ratio
Strongly Agree			457	60.9 %
Agree			268	35.7 %
Disagree			16	2.1 %
Strongly Disagree			2	<1 %
No Response(s)			7	<1 %
Totals			750	100%






21. I believe Living Hope has a welcoming environment.

Answer	0%	100%	Number of Response(s)	Response Ratio
Strongly Agree			367	48.9 %
Agree			331	44.1 %
Disagree			34	4.5 %
Strongly Disagree			6	<1 %
No Response(s)			12	1.6 %
Totals			750	100%



22. I understand how to take the next step to get involved in learning or serving at Living Hope.

Answer	0%	100%	Number of Response(s)	Response Ratio
Strongly Agree			342	45.6 %
Agree			360	48.0 %
Disagree			33	4.3 %
Strongly Disagree			5	<1 %
No Response(s)			10	1.3 %
Totals			750	100%

*
23. Please select your age range:

Answer	0%	100%	Number of Response(s)	Response Ratio
14-18 yrs			77	10.2 %
19-24 yrs			77	10.2 %
25-34 yrs			121	16.1 %
35-54 yrs			312	41.6 %
55 yrs & up			162	21.6 %
No Response(s)			1	<1 %
Totals			750	100%

*
24. Please select your sex:

Answer	0%	100%	Number of Response(s)	Response Ratio
Female			465	62.0 %
Male			284	37.8 %
No Response(s)			1	<1 %
Totals			750	100%



25. Number of years attending Living Hope:

Answer	0%	100%	Number of Response(s)	Response Ratio
Less than 6 months			15	2.0 %
6 months-5 yrs			244	32.5 %
6-10 yrs			188	25.0 %
11-20 yrs			236	31.4 %
More than 20 yrs			66	8.7 %
No Response(s)			1	<1 %
Totals			750	100%



26. Number of years you've been a Christian

Answer	0%	100%	Number of Response(s)	Response Ratio
Less than 1 yr -5 yrs			29	3.8 %
6- 10 yrs			82	10.9 %
11-20 yrs			162	21.6 %
More than 20 yrs			476	63.4 %
Not a Christian			0	0.0 %
No Response(s)			1	<1 %
Totals			750	100%

27. During a given week, I have a personal time of reading the Bible & praying:

Answer	0%	100%	Number of Response(s)	Response Ratio
None			63	8.4 %
1-2 days			239	31.8 %
3-4 days			164	21.8 %
5-6 days			140	18.6 %
7 days			140	18.6 %
No Response(s)			4	<1 %
Totals			750	100%

28. During a given week, my family prays together:

Answer	0%	100%	Number of Response(s)	Response Ratio
None			230	30.6 %
1-2 days			165	22.0 %
3-4 days			93	12.4 %
5-6 days			91	12.1 %
7 days			155	20.6 %
No Response(s)			16	2.1 %
Totals			750	100%

29. The best TWO ways I'd prefer to find out about events or the various ministries at Living Hope:

Answer	0%	100%	Number of Response(s)	Response Ratio
Worship Guide / Bulletin			568	75.7 %
Website			100	13.3 %
Hopelines			153	20.4 %
From the stage/pastor on Sunday			246	32.8 %
Weekly email			322	42.9 %
Other			21	2.8 %
Totals			750	100%

*

30. Please choose the county in which you live:

Answer	0%	100%	Number of Response(s)	Response Ratio
Warren			703	93.7 %
Simpson			11	1.4 %
Barren			4	<1 %
Allen			6	<1 %
Logan			3	<1 %
Other			22	2.9 %
No Response(s)			1	<1 %
Totals			750	100%

31. We welcome your comments (Type your email address if you'd like a response to your comments):

202 Response(s)